



# 2024 Point-in-Time Homeless Count - Cowichan

Number of identified people experiencing homelessness

180

Number of unsheltered respondents

136

Do not have a place to stay paying monthly rent

82%

Has always lived in Cowichan

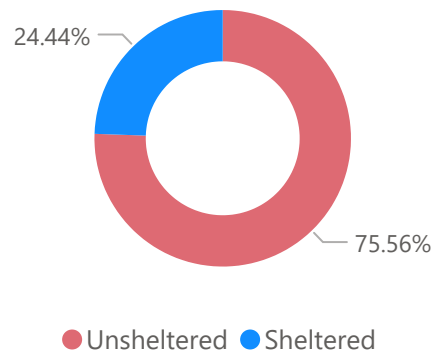
27%

Point-in-Time (PIT) homeless counts provide a snapshot of people who are experiencing homelessness in a 24-hour period, their demographic characteristics, service use and other information.

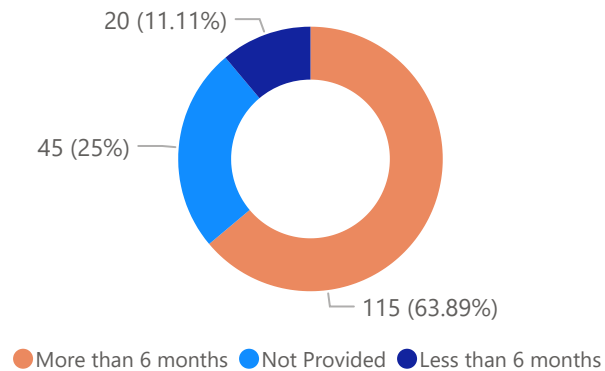
For the purpose of this count, an individual was defined as experiencing homelessness if they did not have a place of their own where they paid rent and could expect to stay for at least 30 days.

PIT counts are an undercount and represent only those individuals identified during a 24-hour period.

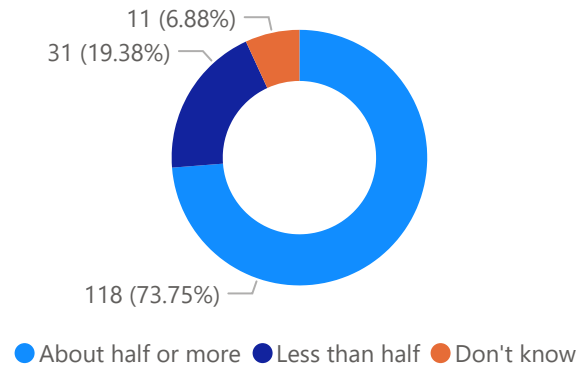
Sheltered/Unsheltered



Experienced homelessness over the past year



Homelessness over the past 3 years



• 75% were unsheltered (compared to 65% unsheltered in 2020)

• 27% always lived in the community (compared to 16% in 2023)

## Spent at least one night in any of the following locations in the past year

Transitional Housing  
12%

Hotel/Motel  
13%

Hospital  
25%

Vehicle  
38%

Encampment  
39%

Someone's else's place  
42%

Unsheltered in a public space  
50%

Homeless Shelter  
53%



# 2024 Point-in-Time Homeless Count - Cowichan

Average age first homelessness

35

Experienced homelessness for the first time as a youth

32%

Were in foster care or youth group home as a child

28%

Served in the Canadian Military or RCMP

7%

Identified as Indigenous

38%

Came to Canada as Immigrant or Refugee

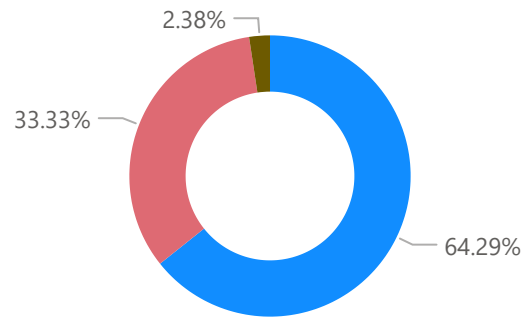
7%



Attended residential school (or parents or grandparents)

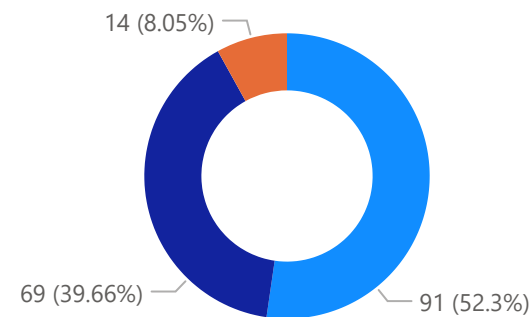
53%

Gender of Respondents



● Man ● Woman ● Another Gender Identity

Age of Respondents



● Adult (25 - 54) ● Senior (55+) ● Youth (under 25)

- 38% of respondents identified as indigenous (compared to 28% in 2023)
- 64% of respondents identified male (compared to 59% in 2023)
- 6% of respondents identified as 2SLGBTQIA+ (compared to 12% in 2023)
- More seniors in the count. In the 2023 PiT count, 27% of respondents were seniors 55+, compared to 40% in 2024.

## Source of Income

Money from family/friends

4%

No income

6%

Informal Work

6%

Full Time/Part Time/Contractor

9%

Old age security

9%

CPP or other pension

12%

GST/HST refund

13%

Disability benefit

34%

Welfare/Income Assistance

39%



# 2024 Point-in-Time Homeless Count - Cowichan

## Health Challenges

70%

Reported two or more health concerns

Substance use

59%

Mental health  
issue

55%

Illness or medical  
condition

43%

Senses (i.e  
hearing)

23%

Learning Disability

23%

Physical mobility

41%

Acquired brain  
injury

26%

## Main reasons for losing housing

42%

Lost housing related to eviction

Lost income

42%

Conflict with partner/lanlord/parent or other  
conflict

36%

Mental health  
issues

9%

Experienced abuse by  
partner/parent/landlord/child or other abuse

18%

Substance use  
issue

11%

Experienced discrimination by  
partner/parent/landlord or other abuse

11%

## Main services used in the past 12 months

71%

Used two services or more

18%

Employment services

31%

Housing Services

34%

Ambulance

34%

Safe Consumption Site

36%

Hospital

42%

Emergency

61%

Food services