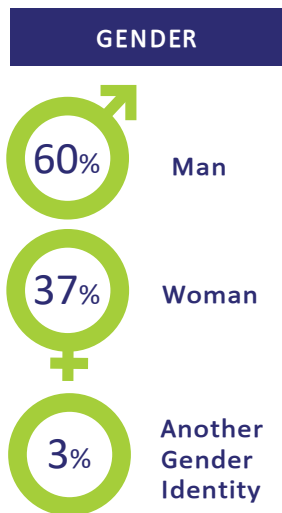
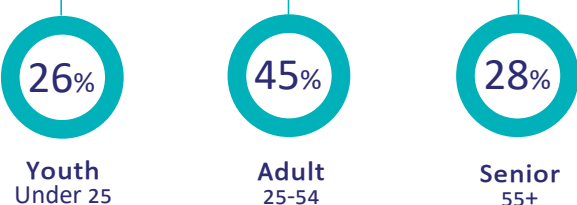
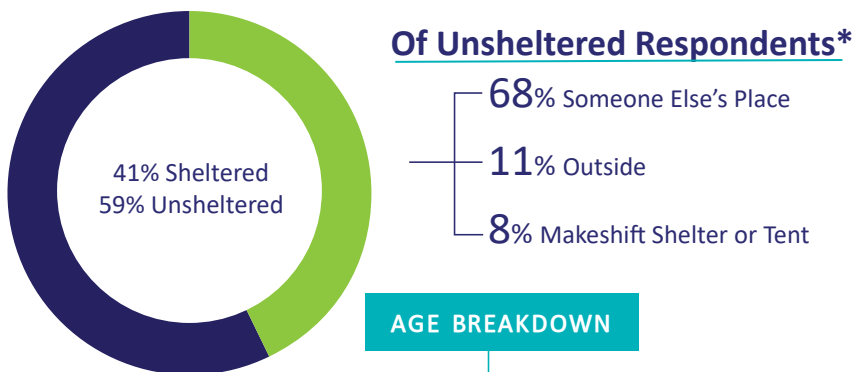


Prince Rupert - 2023 Homeless Count

Point-in-Time (PiT) homeless counts provide a snapshot of people who are experiencing homelessness in a 24-hour period, their demographic characteristics, service use and other information.

146 People were identified as experiencing homelessness compared to 118 in 2021.

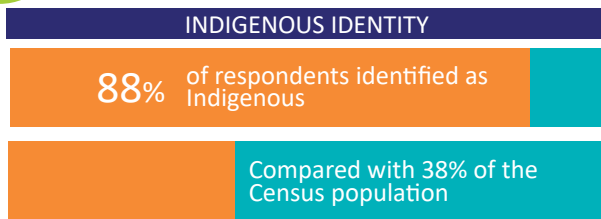
Where did individuals stay the night of the count?



49% Experienced homelessness for the first time as a youth

20% of respondents identified as 2SLGBTQIA+

5% of respondents identified as having trans experience



RESIDENTIAL SCHOOL

94% of Indigenous-identifying respondents reported having lived or generational experience with residential school



* Top responses highlighted

For the purpose of this count, an individual **was defined as experiencing homelessness if they did not have a place of their own where they paid rent and could expect to stay for at least 30 days.** This included people who:

- Stayed overnight on the night of the count in homeless shelters, including transition houses for women fleeing violence and youth safe houses, people with no fixed address (NFA) staying temporarily in hospitals, jails or detox facilities (defined as “sheltered”); and,
- Stayed outside in alleys, doorways, parkades, parks and vehicles or were staying temporarily at someone else’s place (couch surfing) and/or using homelessness services (defined as “unsheltered”).

The 2023 PiT Count took place in Prince Rupert on the evening of April 12 and the daytime of April 13.

The proportion of respondents who identified experiencing homelessness for the first time as a youth increased from 37% in 2021. It is important to consider that youth are one of several population groups often underreported in this methodology.

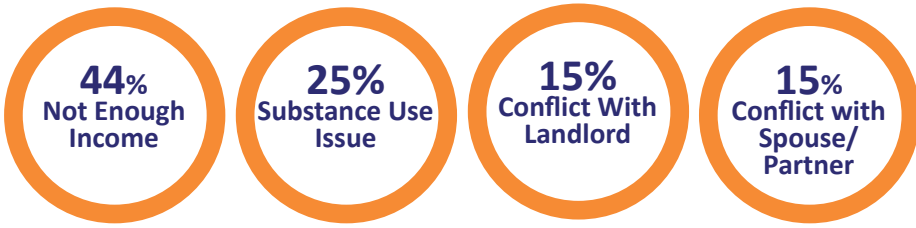
In 2021, 11% of respondents identified as 2SLGBTQIA+.

In the 2021 PiT Count, 20% of respondents identified as Indigenous.

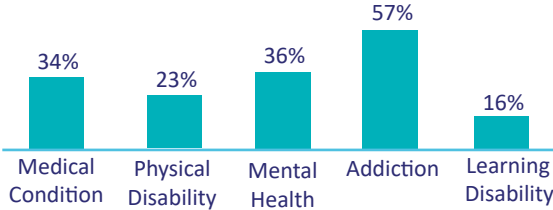
This year, the PiT Survey asked respondents if they, a parent, or grandparent attended residential school. The Indigenous Homelessness Steering Committee and the Indian Residential School Survivors Society were instrumental in helping create this question and provide resources for respondents and interviewers to stay safe.



REASONS FOR HOUSING LOSS*



HEALTH CONCERNS



27% Reported an acquired brain injury

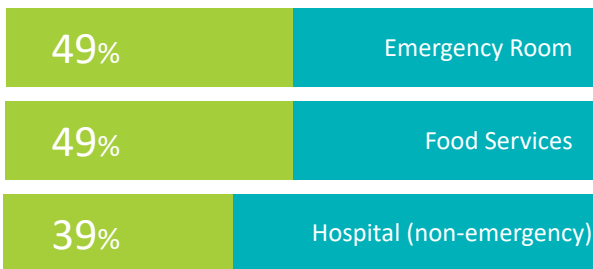
51% Reported two or more health concerns

LENGTH OF TIME EXPERIENCING HOMELESSNESS

28% Under six months **58%** One year or more



SERVICES ACCESSED*



OVERNIGHT LOCATIONS IN LAST YEAR*



* Top responses highlighted

PiT counts are an undercount and represent only those individuals identified during a 24-hour period.

- While PiT Counts are an accepted methodological tool, the numbers are understood to be the minimum number of people who are experiencing homelessness on a given day in that community.
- Percentages are based on the number of respondents to each question, not the total population experiencing homelessness.

The number of respondents indicating they are living with an acquired brain injury increased from 19% in 2021.

Responses for other health questions remained generally the same.

Compared to 2021, more respondents in this count had experienced homelessness for more than six months.

Compared to 2021, fewer respondents have been in the community for less than six months, suggesting many people experiencing homelessness in Prince Rupert were in Prince Rupert the last time they were housed.

85% of respondents reported having an income source. The most common income sources were income assistance and disability benefit. Around 27% reported a full or part-time job.

Compared with 2021, fewer respondents reported accessing the hospital emergency room or food services.

New for the 2023 PiT Count, the survey asked respondents to check all the locations they had stayed in the past year from a list, rather than only asking if they had stayed in a shelter.