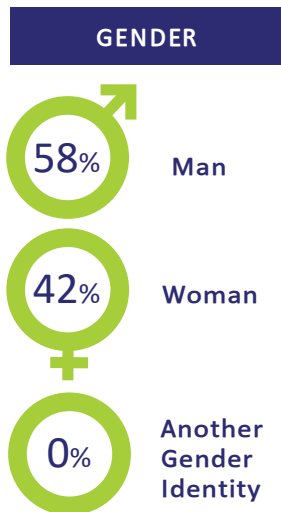
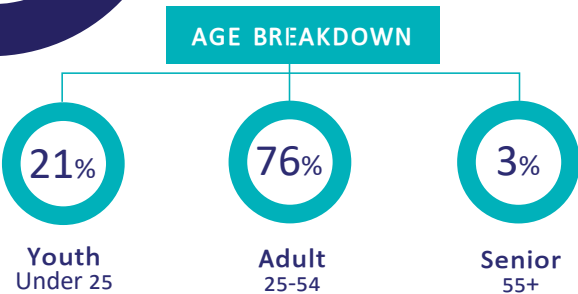
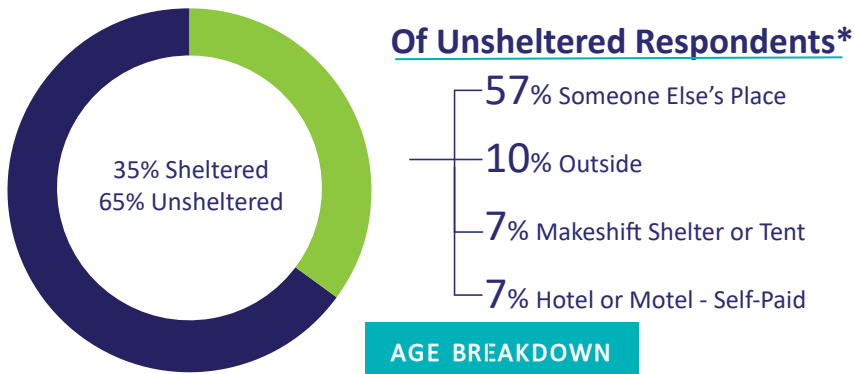


# Dawson Creek - 2023 Homeless Count

Point-in-Time (PiT) homeless counts provide a snapshot of people who are experiencing homelessness in a 24-hour period, their demographic characteristics, service use and other information.

**52** People were identified as experiencing homelessness. This is the first PiT conducted in Dawson Creek

Where did individuals stay the night of the count?



56% Experienced homelessness for the first time as a youth

9% of respondents identified as 2SLGBTQIA+

0% of respondents identified as having trans experience

**INDIGENOUS IDENTITY**  
66% of respondents identified as Indigenous

Compared with 15% of the Census population

**RESIDENTIAL SCHOOL**

81% of Indigenous-identifying respondents reported having lived or generational experience with residential school

**RACIAL IDENTITY**

9% Not Listed

For the purpose of this count, an individual **was defined as experiencing homelessness if they did not have a place of their own where they paid rent and could expect to stay for at least 30 days.** This included people who:

- Stayed overnight on the night of the count in homeless shelters, including transition houses for women fleeing violence and youth safe houses, people with no fixed address (NFA) staying temporarily in hospitals, jails or detox facilities (defined as “sheltered”); and,
- Stayed outside in alleys, doorways, parkades, parks and vehicles or were staying temporarily at someone else’s place (couch surfing) and/or using homelessness services (defined as “unsheltered”).

The 2023 PiT Count took place in Dawson Creek on the evening of March 16 and the daytime of March 17. This is the first PiT count to take place in this community.

It is important to consider that youth are one of several population groups often underreported in this methodology.

This year, the PiT Survey asked respondents if they, a parent, or grandparent attended residential school. The Indigenous Homelessness Steering Committee and the Indian Residential School Survivors Society were instrumental in helping create this question and provide resources for respondents and interviewers to stay safe.

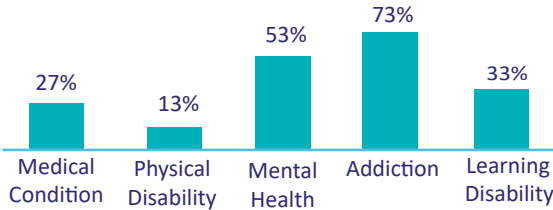


\* Top responses highlighted

**REASONS FOR HOUSING LOSS\***



**HEALTH CONCERNS**



19% Reported an acquired brain injury

60% Reported two or more health concerns

**LENGTH OF TIME EXPERIENCING HOMELESSNESS**

29% Under six months      45% One year or more



**SERVICES ACCESSED\***



**OVERNIGHT LOCATIONS IN LAST YEAR\***



\* Top responses highlighted

**PiT counts are an undercount and represent only those individuals identified during a 24-hour period.**

- While PiT Counts are an accepted methodological tool, the numbers are understood to be the minimum number of people who are experiencing homelessness on a given day in that community.
- Percentages are based on the number of respondents to each question, not the total population experiencing homelessness.

All questions on the PiT survey are meant to be based on self-reporting. For example, a person does not need to be diagnosed with a medical condition for the answer to be "Yes".

"Addiction" includes any substance use or behavioural addiction. Cigarettes, cannabis, and other substances are included as addictions.

87% of respondents reported having an income source. The most common income sources were income assistance and disability benefit. Around 13% reported a full or part-time job.

New for the 2023 PiT Count, the survey asked respondents to check all the locations they had stayed in the past year from a list, rather than only asking if they had stayed in a shelter.